



# Energield

Cooperative Energy Management for People

Izmir Turkey - 11 September 2018  
Jim Williame – member of the board



*This project has received funding from the European Union's  
Horizon 2020 research and innovation programme under grant  
agreement No 696084*




Programme co-funded by the  
EUROPEAN UNION









# Energy monitoring?



## HEM/BEM

Enterprise Analytics


























“Customizable” Energy Management Platforms

















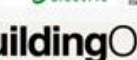











“Customizable” Energy Management Platforms


















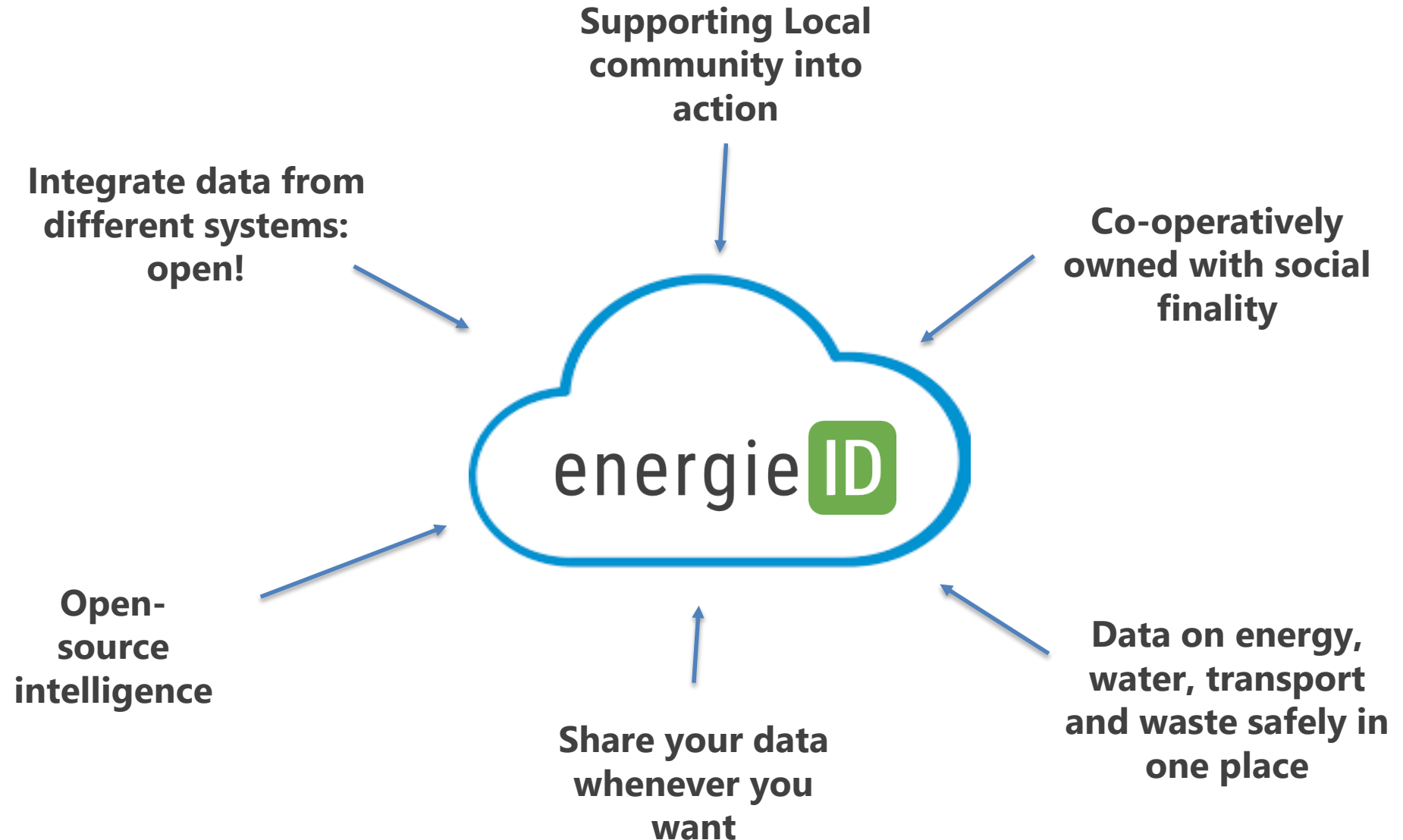
### Buildings Energy Management (BEM)



### Home Energy Management (HEM)

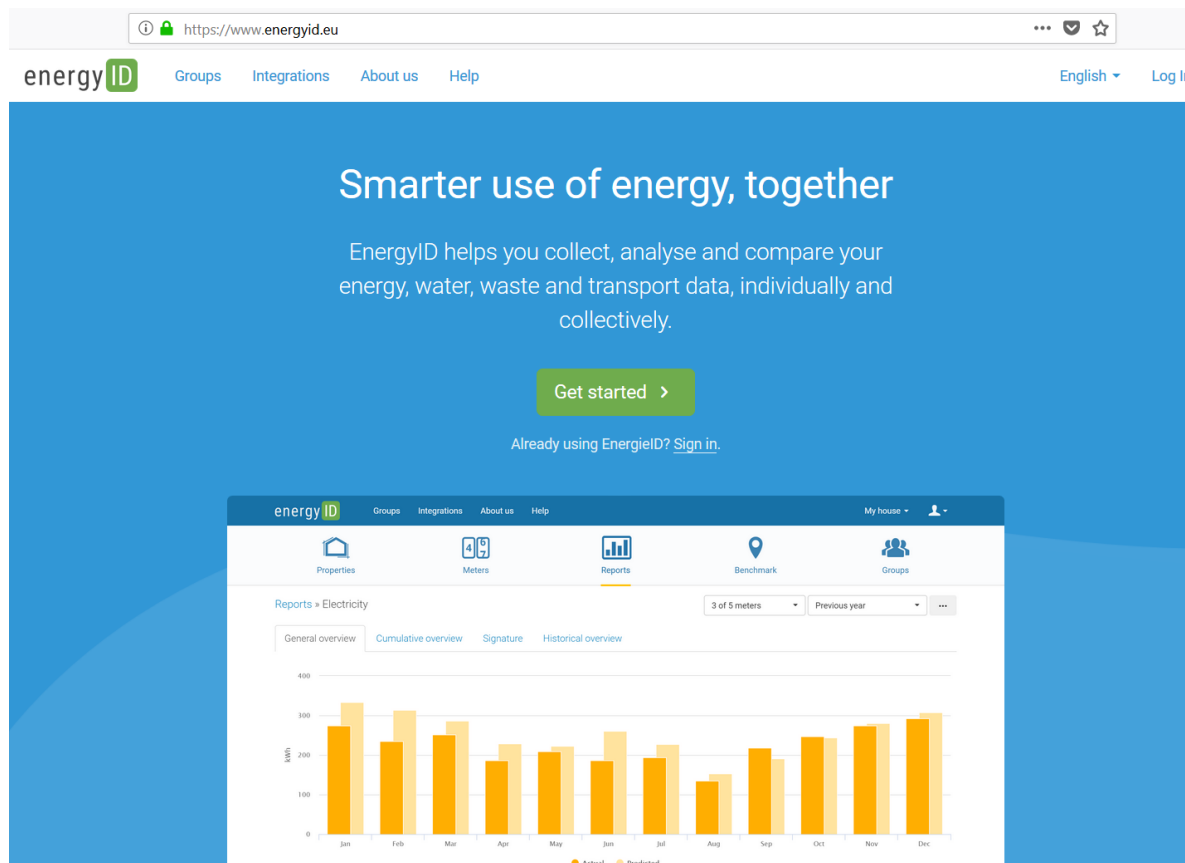


# Co-operative energymonitoring? A unique approach...



# KEY VALUES

- Free for end-users: also non-members of co-operatives → attract new members
- Build it together on a common framework: new features for everyone
- Trustable platform, privacy (GDPR) ready: user decides what happens with data
- LEAN: not build what you can, but what you really need



# How to start?



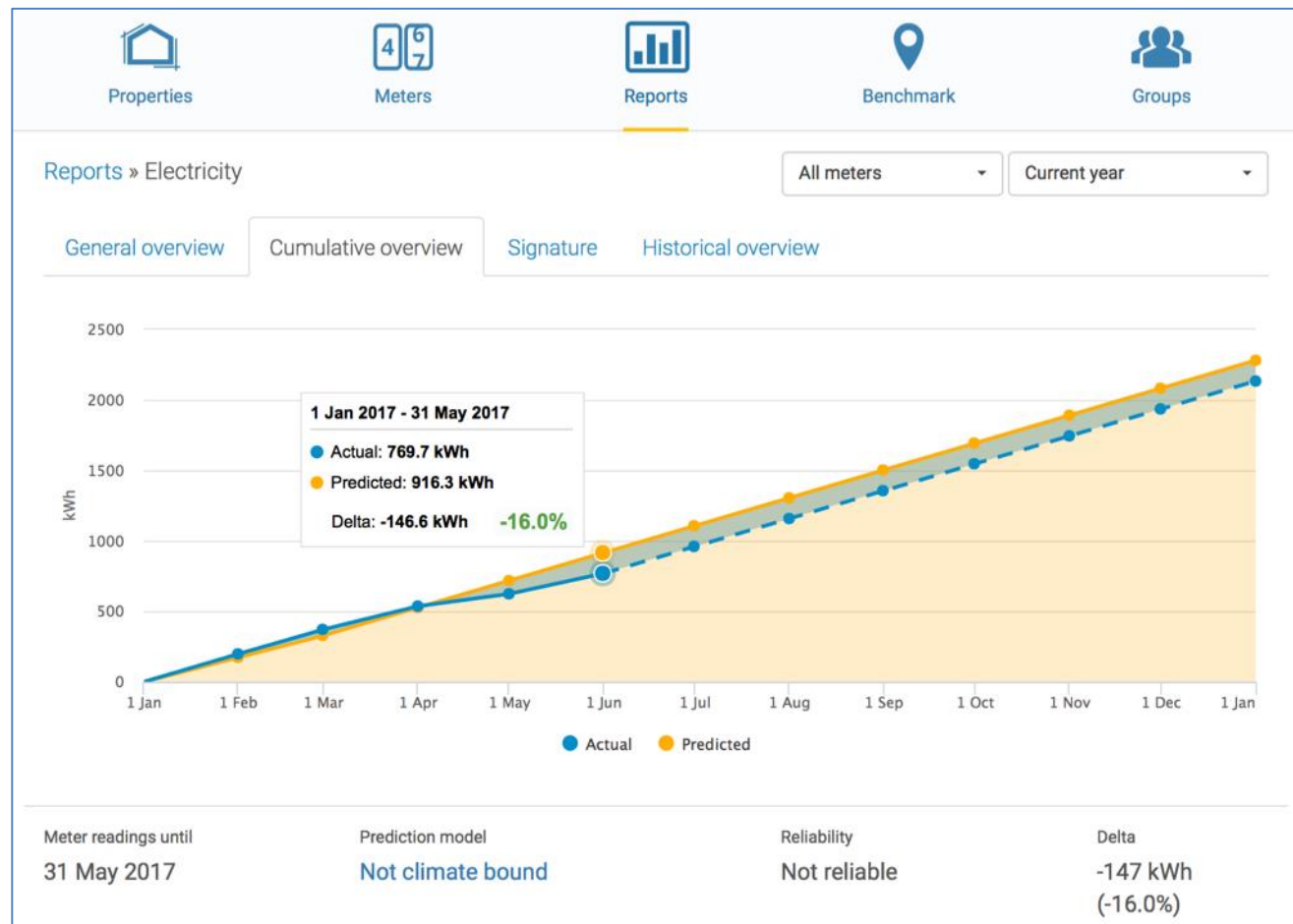
--> Register yourself on [www.energyID.eu](http://www.energyID.eu)

- Start a record for free. It can be a house, collective housing, retail shop, office, school, renewable plant,...
- You can create more than one record under one account.
  - No need for hardware to start: start collecting data immediately

# What to learn ?

Get insights and compare with others

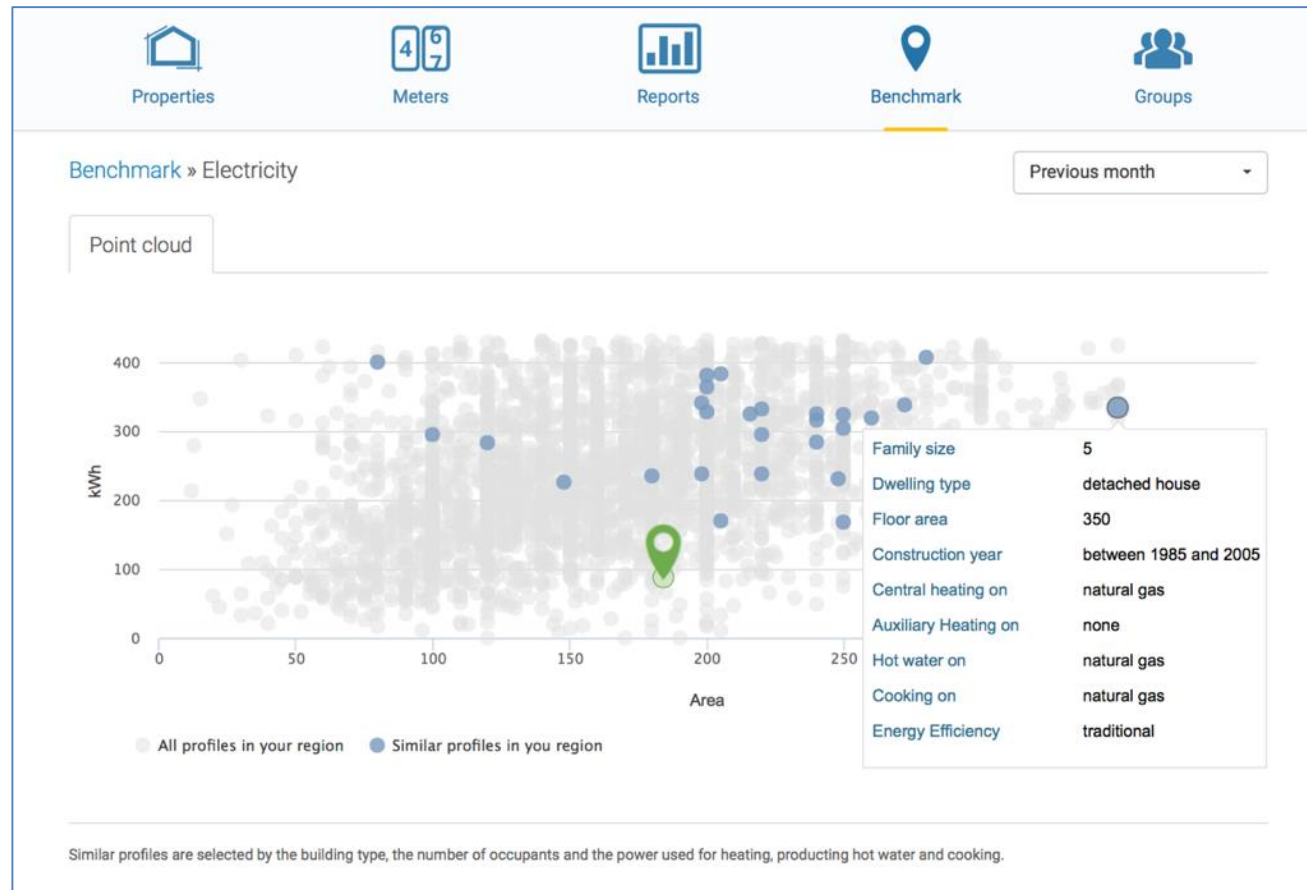
We process your data into simple graphs and useful insights. Discover whether your consumption is as expected and how much you are currently saving. Through our benchmark module, you can quickly compare yourself with similar users.



# What to learn ?

Get insights and compare with others

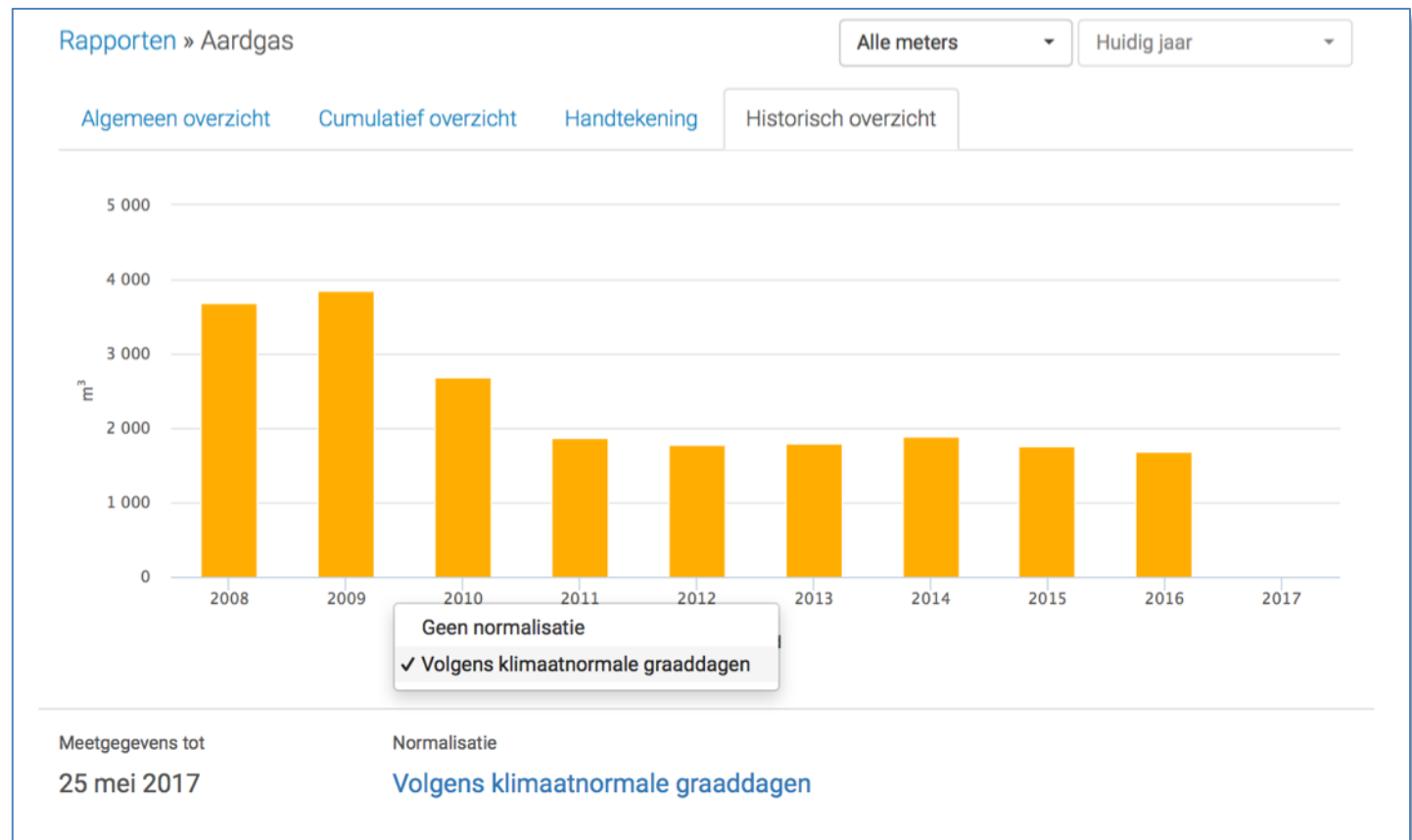
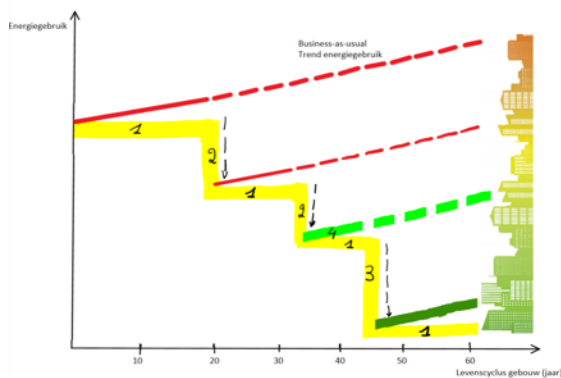
We process your data into simple graphs and useful insights. Discover whether your consumption is as expected and how much you are currently saving. Through our benchmark module, you can quickly compare yourself with similar users.



# What to learn ?

Get insights and compare with others

We process your data into simple graphs and useful insights. Discover whether your consumption is as expected and how much you are currently saving. Through our benchmark module, you can quickly compare yourself with similar users.





**Together!**

# Unite for smart energy

Participate in projects in your neighbourhood or in your organisation.

## Discover

**Batex**

Bruxelles environnement - Leefmilie...

**BeauVent**

BeauVent cvba

**Campina Energie**

Campina Energie cvba

**CAVES**

CAVES projectteam

**De Boomhut**

Energiman

**Ecopower**

Ecopower cvba

**Energiejacht**

Bond Beter Leefmilieu

**Energiejagers Londerzeel**

Gemeentebestuur Londerzeel

**EOS - Energiehuis Oostende**

EOS

**Kla4**

Scholengroep Kla4

**Leden De Groene Reus**

De Groene Reus Coöperatie

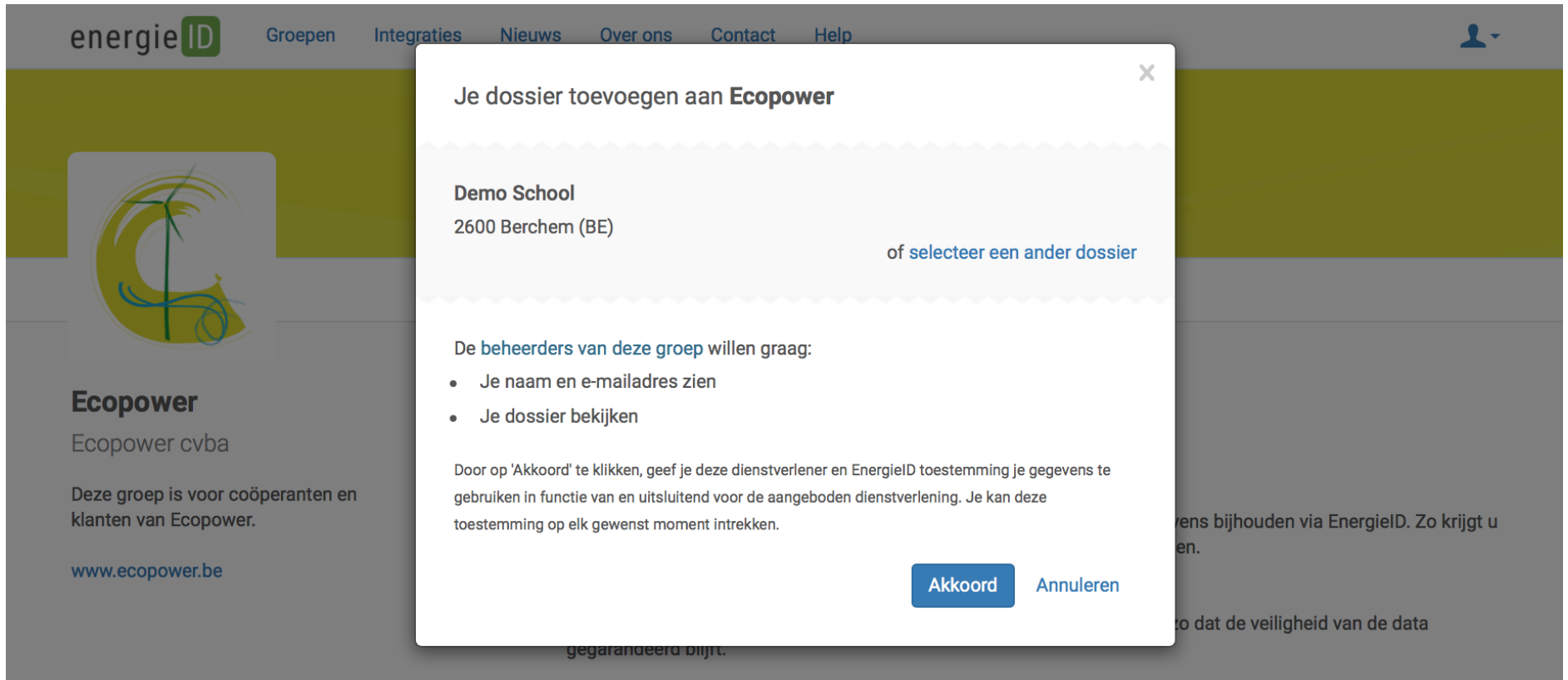
**LKN2030 Muntstraat**

Leuven Klimaatneutraal

**Management énergétique** **Mechelen Klimaatneutraal****OpenGrid**

# EnergieID for Ecopower

- Customers platform
- 6200 users (12%)
- 11% more saving then standard customers (result Rescoop+)



The screenshot shows the EnergieID website interface. At the top, there is a navigation bar with the logo 'energieID' and menu items: 'Groepen', 'Integraties', 'Nieuws', 'Over ons', 'Contact', and 'Help'. A user profile icon is visible in the top right corner. The main content area features a large green graphic with a stylized 'E' and a wind turbine. Below this, the text reads 'Ecopower' and 'Ecopower cvba'. A modal dialog is open in the center, titled 'Je dossier toevoegen aan Ecopower'. The dialog contains the following text: 'Demo School', '2600 Berchem (BE)', and a link 'of selecteer een ander dossier'. Below this, it states 'De beheerders van deze groep willen graag:' followed by a list of permissions: 'Je naam en e-mailadres zien' and 'Je dossier bekijken'. At the bottom of the dialog, there is a paragraph of text: 'Door op 'Akkoord' te klikken, geef je deze dienstverlener en EnergieID toestemming je gegevens te gebruiken in functie van en uitsluitend voor de aangeboden dienstverlening. Je kan deze toestemming op elk gewenst moment intrekken.' and two buttons: 'Akkoord' and 'Annuleren'.

energieID Groepen Integraties Nieuws Over ons Contact Help

**Je dossier toevoegen aan Ecopower**

**Demo School**  
2600 Berchem (BE)

of [selecteer een ander dossier](#)

De beheerders van deze groep willen graag:

- Je naam en e-mailadres zien
- Je dossier bekijken

Door op 'Akkoord' te klikken, geef je deze dienstverlener en EnergieID toestemming je gegevens te gebruiken in functie van en uitsluitend voor de aangeboden dienstverlening. Je kan deze toestemming op elk gewenst moment intrekken.

**Akkoord** Annuleren











rens bijhouden via EnergieID. Zo krijgt u en.

to dat de veiligheid van de data

gegarandeerd blijft.

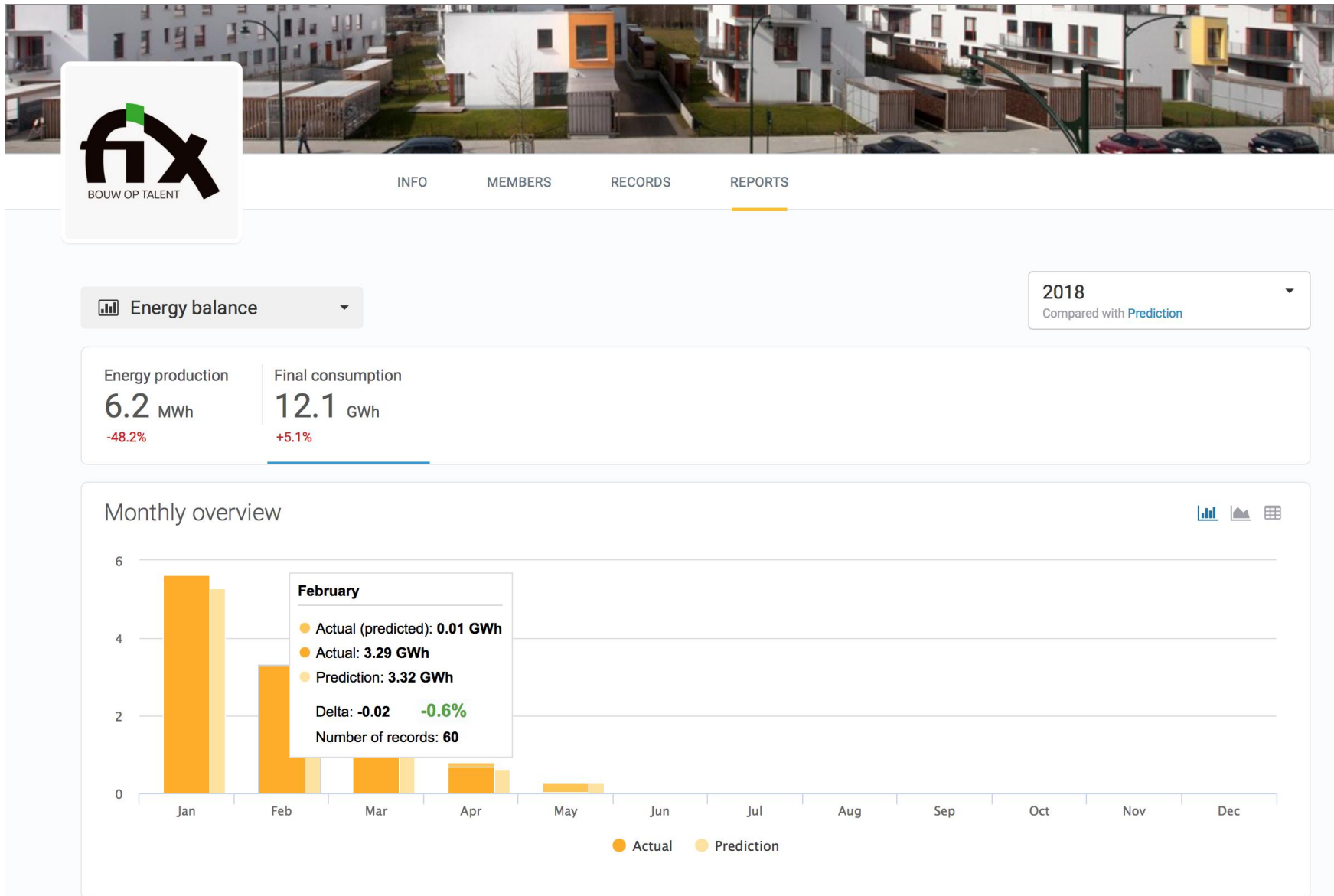
# Leuven: one city, lot's of initiatives



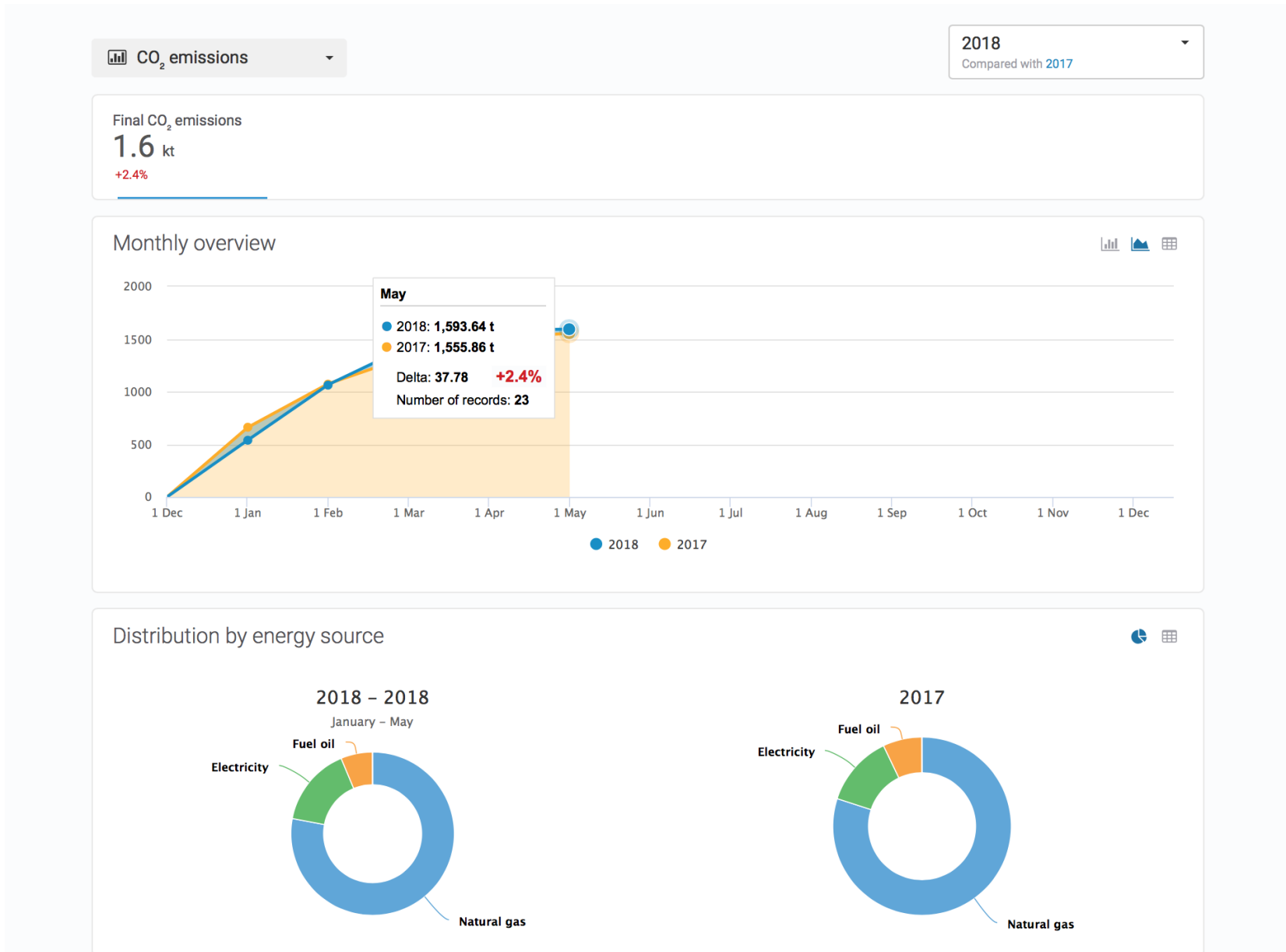
	<b>Abdijschool Vlierbeek Kessel-Lo</b> Stad Leuven Deze EnergielD-groep is voor alle ouders, leerkrachten,... van de Abdijschool Vlierbeek te Kessel-Lo.	>
	<b>De Klimaatbende van Leuven</b> Stad Leuven In het project De Klimaatbende van Leuven wordt het energiegebruik in 6 Leuvense scholen gemeten, geanal...	>
	<b>Energiecoach Leuven</b> Stad Leuven Deze groep is voor alle klanten van de Leuvense energiecoach. Word lid en laat je begeleiden.	>
	<b>Energieke Scholen KSLeuven</b> KSLeuven Deze groep is voor alle Energieke Scholen van KSLeuven.	>
	<b>Jouleboulevard</b> EnergielD Deze groep is voor alle handelszaken die deelnemen aan het project Jouleboulevard.	>
	<b>KlimaatSfeer Wijkmaal</b> Stad Leuven Deze groep richt zich op alle inwoners van Wijkmaal die elk op hun wijze impact hebben op hun energie en w...	>
	<b>LKN2030 Muntstraat</b> Leuven Klimaatneutraal De Muntstraat gaat de uitdaging aan om de meest duurzame horecastraat van België te zijn.	>
	<b>Personeel Stad Leuven</b> Stad Leuven Deze groep is opgericht voor alle personeelsleden van de stad Leuven. Breng samen met je collega's je energ...	>
	<b>Stad Leuven</b> Stad Leuven	>
	<b>Transitie3012WD</b> Stad Leuven Deze groep is voor alle energiezoekers van Transitie3012WD.	>



# We as a group: how are we doing together ?

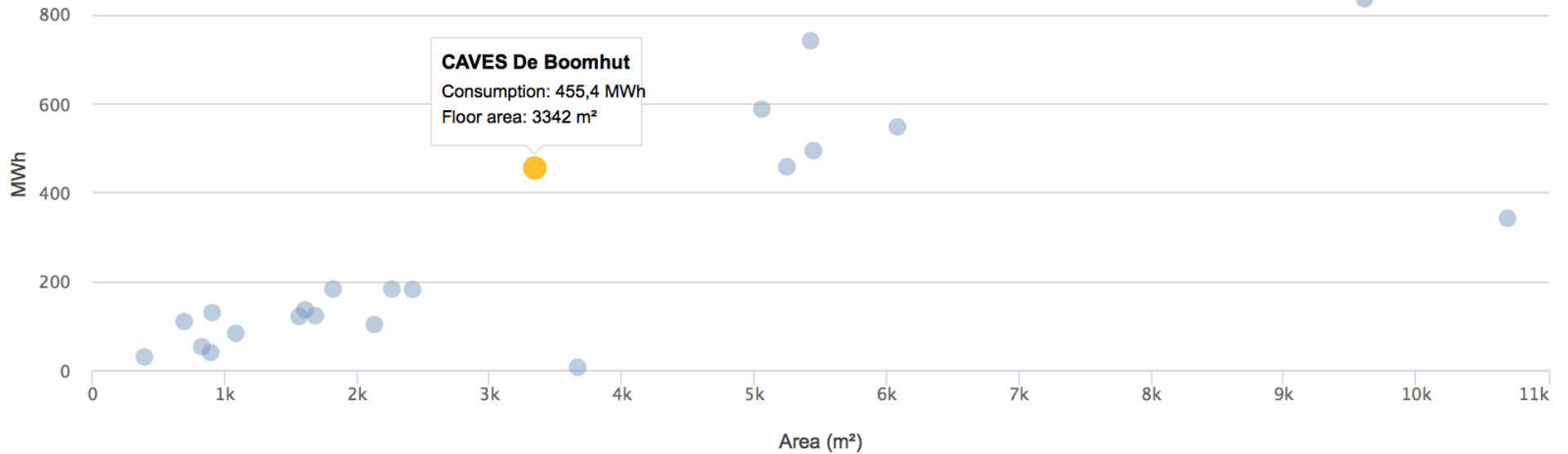


# We as a group: how are we doing together ?



# Compare within a group

Benchmark by surface area



● CAVES De Boomhut

## Primary function

Education and child care

## Tags

kleuterschool

lagere-school

GO-freinet

# Compare within a group

Performance table



Record	Actual	Prediction	Difference
1 Spoor West Srik Nolf	838.06 MWh	893.40 MWh	-55.34 MWh -6.2%
2 KTA Zavelenberg Sista Pennet	778.12 MWh	781.79 MWh	-3.67 MWh -0.5%
3 De Toekomst Ruik De Beck	776.80 MWh	727.03 MWh	+49.77 MWh +6.9%
4 St-Jozefcollege Sista Vyncker	741.81 MWh	720.64 MWh	+21.17 MWh +2.9%
5 Maria Assumptiecollege Alex Smets	736.59 MWh	727.49 MWh	+9.09 MWh +1.3%
6 Campus Landdroevenlaan	586.56 MWh	553.09 MWh	+33.47 MWh +6.1%
7 Don Bosco Internaat en gemeenschap Sue Semmens	547.92 MWh	527.95 MWh	+19.98 MWh +3.8%
8 KTA Ukkel Bert Lapeere	539.26 MWh	518.80 MWh	+20.47 MWh +3.9%
9 Site Dokter Jacobsstraat - Victor en Jules Bertauxlaan Ruben Yernix	493.71 MWh	539.46 MWh	-45.76 MWh -8.5%
10 CVO Brussel - hoofdgebouw Fabiaste Onstut	471.14 MWh	442.63 MWh	+28.51 MWh +6.4%
11 Maria Boodschapcollege Bart Cloes	457.25 MWh	263.33 MWh	+193.92 MWh +73.6%
12 CAVES De Boomhut	455.43 MWh	437.39 MWh	+18.05 MWh +4.1%
13 CVO De Bloeiende Kerstlaan	446.92 MWh	457.72 MWh	-10.79 MWh



**Data?**



Properties



Meters



Reports



Benchmark



Groups

+ New meter

Show automatic meters



New meter reading on

13/06/2017

10:05

Last meter reading



Drinking water

Unknown

 m<sup>3</sup>


Electricity (day)

Unknown

 kWh


Electricity (night)

Unknown

 kWh


Natural gas

Unknown

 m<sup>3</sup>

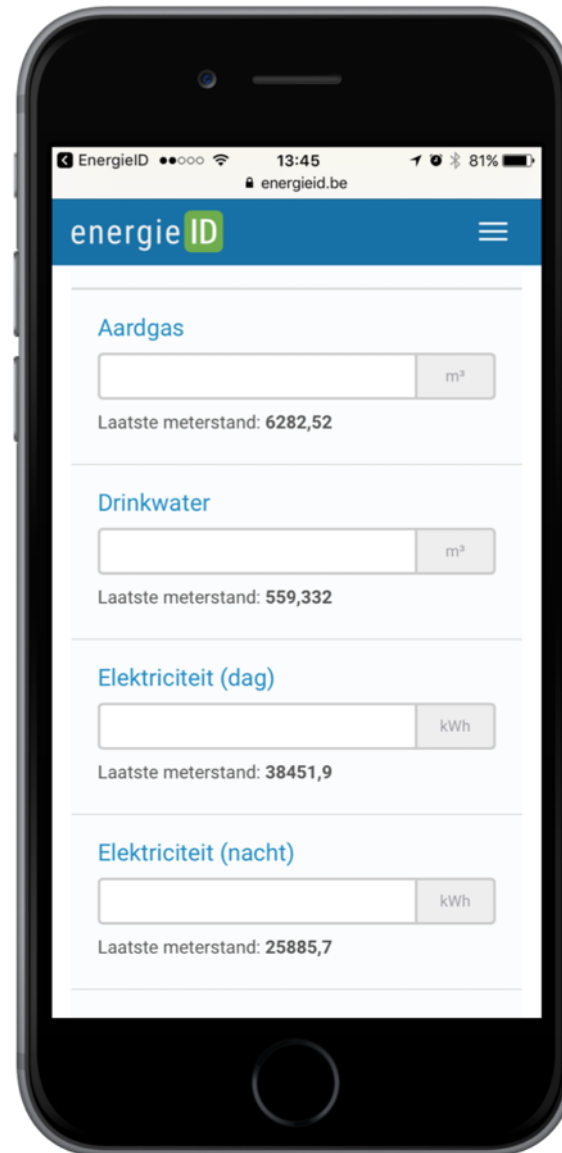


Solar panels

Unknown

 kWh

Save

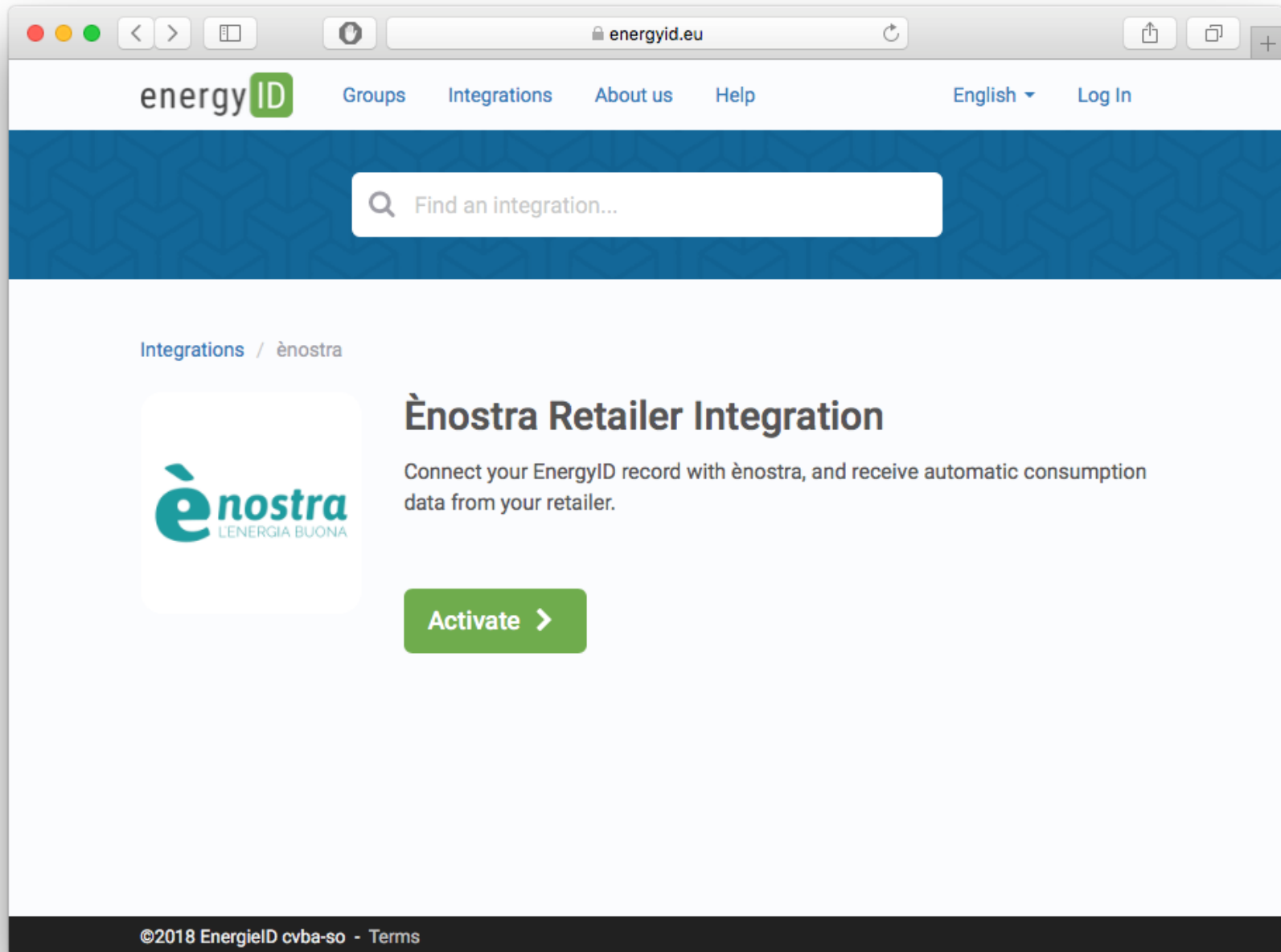
*Or via your smartphone or tablet*



*Or through the import of your own files*

The screenshot shows the energie ID web application interface. The top navigation bar is blue and contains the logo 'energie ID' on the left, and links for 'Groups', 'Integrations', 'News', 'Contact', and 'Help' in the center. On the right side of the navigation bar, there are 'Test' and a user profile icon. Below the navigation bar is a white sidebar with five menu items: 'Properties' (house icon), 'Meters' (meter icon with a yellow underline), 'Reports' (bar chart icon), 'Benchmark' (location pin icon), and 'Groups' (people icon). The main content area is white and features a modal dialog titled 'Import your meter readings' with a close button (X) in the top right corner. The dialog text reads: 'You can import Excel and CSV files that meet our [import specifications](#).' Below this text is a large dashed rectangular box containing the instruction: 'Drag your CSV or Excel file to this box' and a link: '[Or select a file on your computer](#)'.

*Or automatically through integration.*



The screenshot shows a web browser window with the URL `energyid.eu`. The page header includes the **energyID** logo and navigation links for [Groups](#), [Integrations](#), [About us](#), and [Help](#). There is also a language selector for [English](#) and a [Log In](#) button. A search bar with the placeholder text "Find an integration..." is centered in the blue header area.

The main content area shows the breadcrumb [Integrations](#) / [ènostra](#). The primary heading is **Ènostra Retailer Integration**. Below this, a descriptive text reads: "Connect your EnergyID record with ènostra, and receive automatic consumption data from your retailer." To the left of this text is a white card containing the **ènostra** logo, which consists of a stylized 'è' followed by 'nostra' and the tagline 'L'ENERGIA BUONA' underneath.

A prominent green button with the text **Activate** and a right-pointing chevron is positioned below the description.

The footer of the page contains the copyright notice: ©2018 EnergieID cvba-so - Terms

# 2018 integrations

## In Staging:

- Enphase
- Cloogy (PT)
- Goodplanet dashboard (First outgoing implementation with EnergiED API)

## Planned

- Dino (IT)
- REScoop Billing: MyEcopower, Coopernico, ènostra
- FutureproofedCities (Covenant of Mayors)
- ENCO (IoT Proximus)
- Pajopower 'energieke scholen' dashboard
- DSO Eandis/Infrax NPS
- Antwerp City Platform (e.g. individual Antwerp waste collection data)
- Dutch P4 Portal
- ...

# Example: covenant of mayors

Sector ▼ Type ▼ Toon enkel acties waaraan ik kan helpen

**18** gebouwen

**Aankondiging Overheid**

**Doelgroep Overheid**

**9** gebouwen

**Investeringen Overheid**

**Doelgroep Overheid**

**106** inschrijvers

**Doelgroep Overheid**

**Doelgroep Overheid**

**58** m<sup>3</sup>/h

**Doelgroep Overheid**

**Doelgroep Overheid**

**26** km aan fietsstraten

**Doelgroep Overheid**

**Doelgroep Overheid**

**7,000** kWh hernieuwbare energie

**Doelgroep Overheid**

**Doelgroep Overheid**

**125,000** kilometers/jaar

**Doelgroep Overheid**

**Doelgroep Overheid**

**50,000** kWh hernieuwbare energie

**Doelgroep Overheid**

**Doelgroep Overheid**

**15** deelnemers

**Doelgroep Overheid**

**Doelgroep Overheid**

**125,000** kilometers/jaar

**Doelgroep Overheid**

**Doelgroep Overheid**

**125,000** kilometers/jaar

**Doelgroep Overheid**

**Doelgroep Overheid**

**125,000** kilometers/jaar

**Doelgroep Overheid**

**Doelgroep Overheid**

*Thanks!*

energie ID

Co-operative Energy Management for People

Jim Williame

[jim.williame@ecopower.be](mailto:jim.williame@ecopower.be)

<http://www.energyID.eu>